





VVX 350/450 CONFERENCE CALL - INTRODUCTION

- There are two ways to initiate a conference call

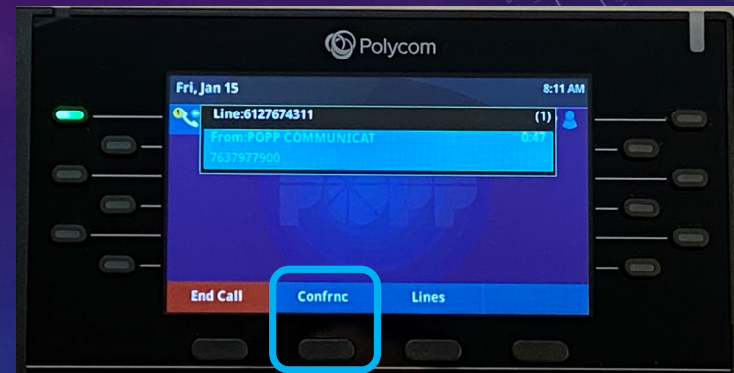






VVX 350/450 CONFERENCE SOFTKEY

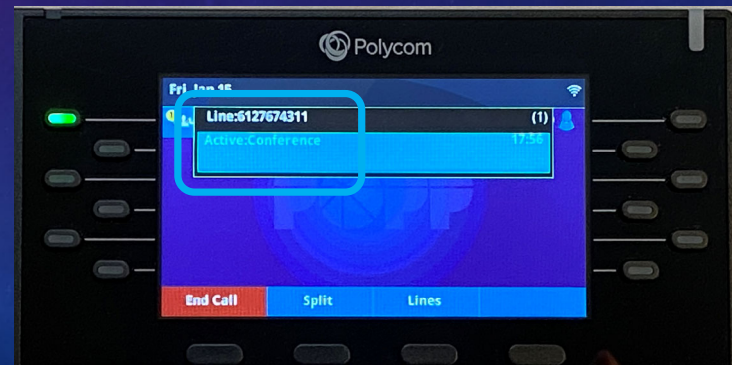
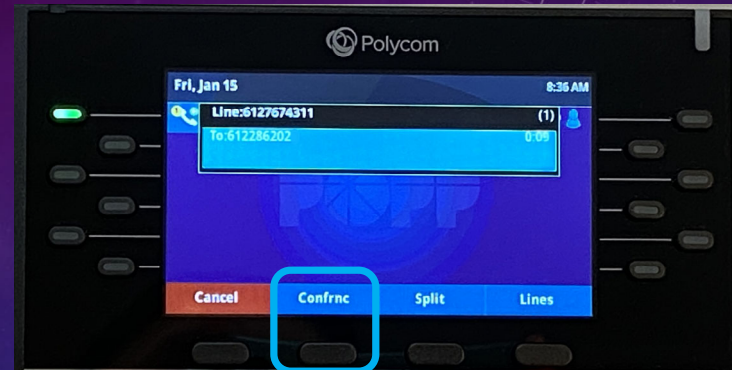
- During an active call, press the Conference softkey
- The first caller is now on hold





VVX 350/450 CONFERENCE SOFTKEY

- Place a call to the second party
- Press the Conference key again to join all three parties together





VVX 350/450 CONFERENCE SOFTKEY

For more training videos, visit
www.popp.com/support







VVX 350/450 CONFERENCE CALL JOIN SOFTKEY

- When you have two callers on your phone, one caller is live and the other is on hold
- Press the Join softkey to merge the three parties into a single conference call





VVX 350/450 CONFERENCE CALL JOIN SOFTKEY

For more training videos, visit
www.popp.com/support

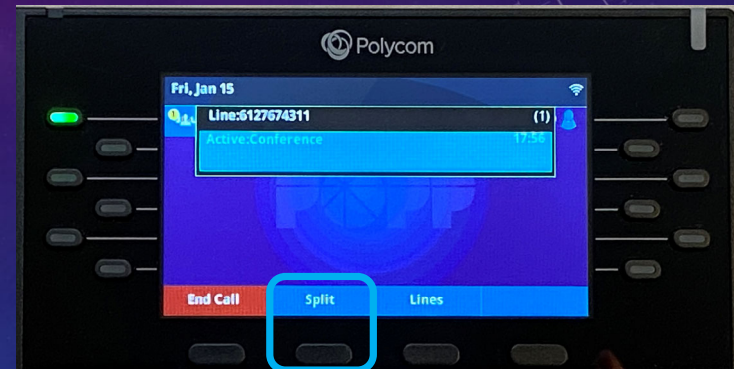






VVX 350/450 LEAVE CONFERENCE CALL

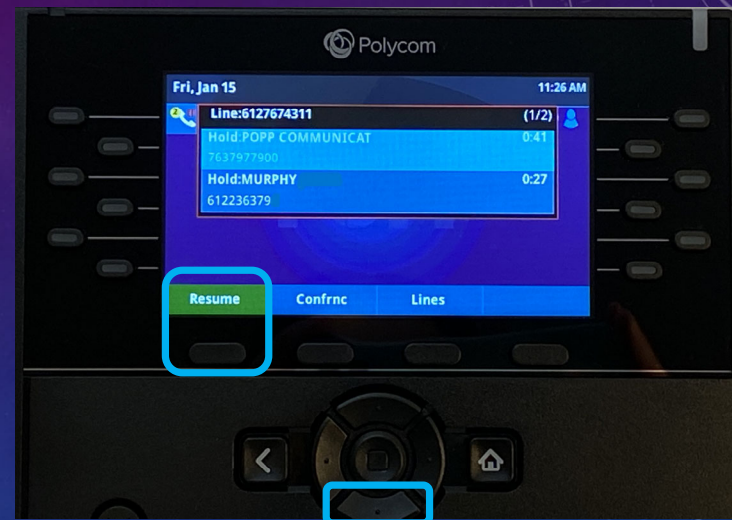
- The other two parties will remain connected when you leave the call
- Press the Split softkey to split a call into two separate calls again





VVX 350/450 LEAVE CONFERENCE CALL

- Both parties will be placed in hold
- Use your navigation keypad and Resume softkey to return to one call at a time





VVX 350/450 LEAVE CONFERENCE CALL

For more training videos, visit
www.popp.com/support

