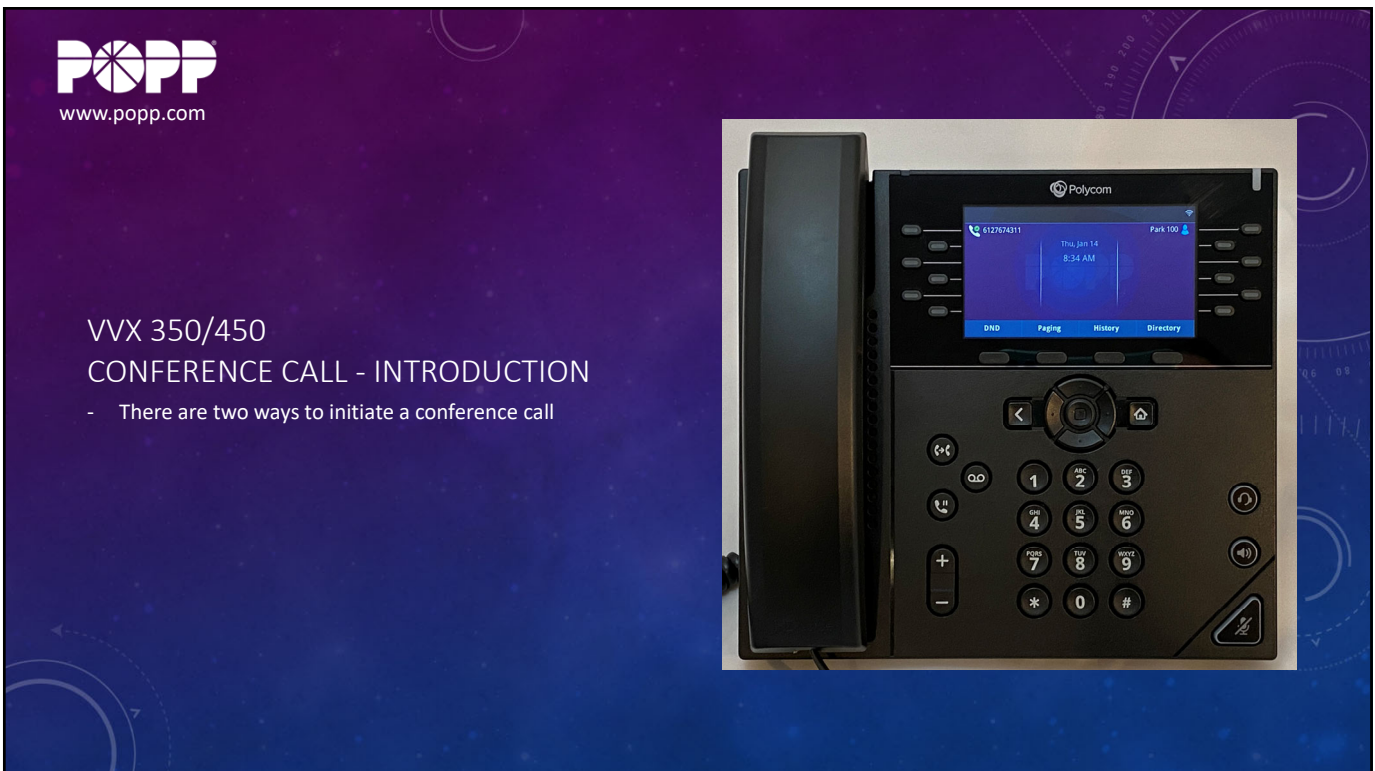




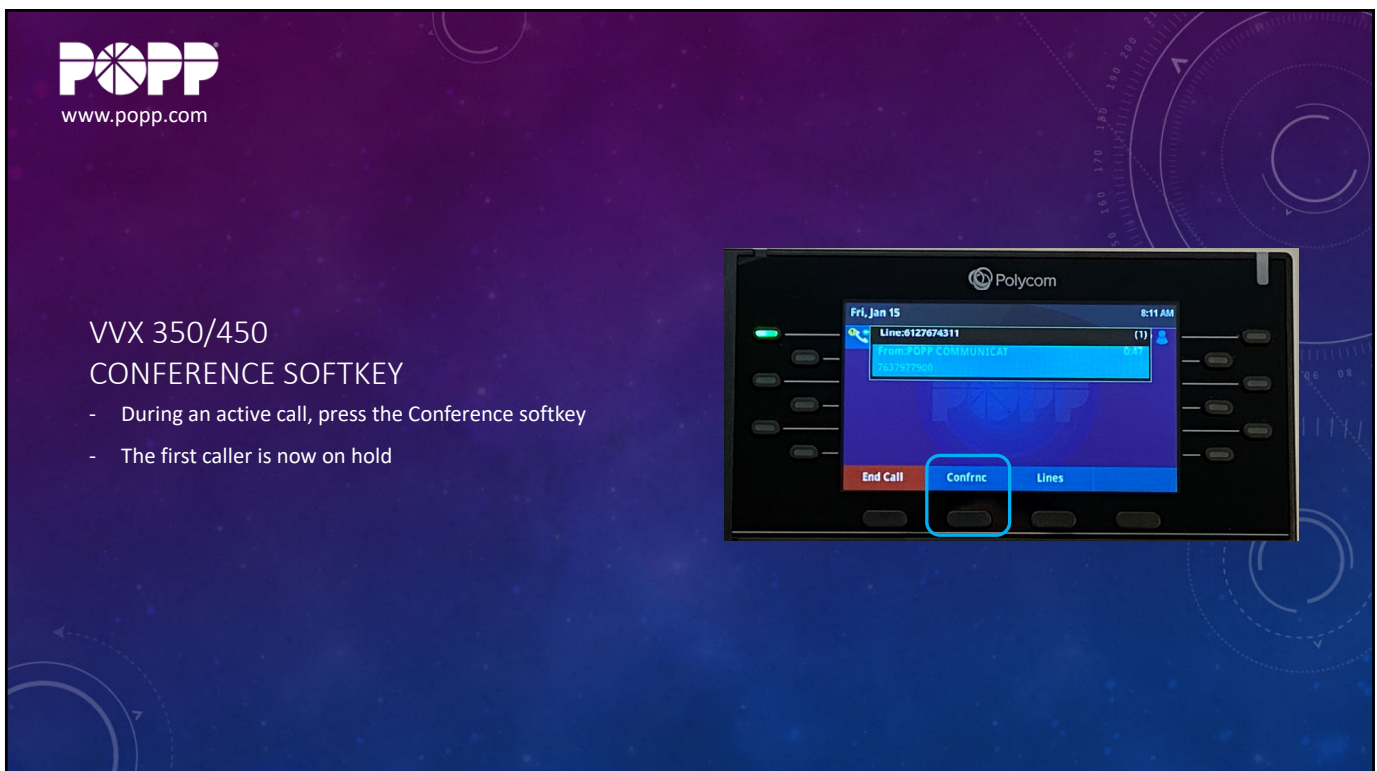
1



2



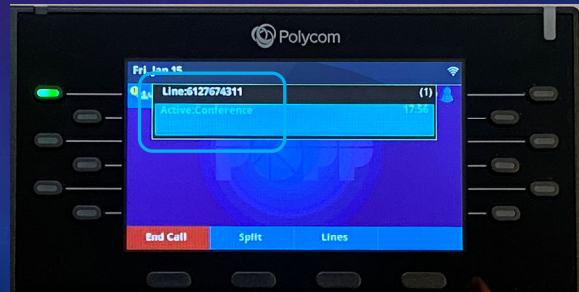
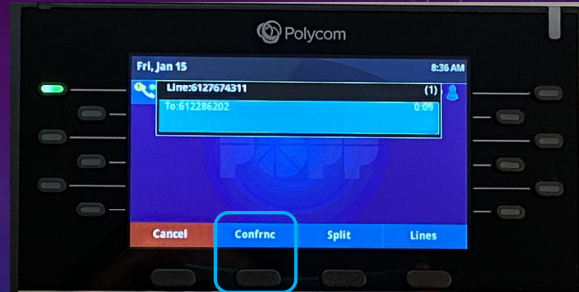
3



4

VVX 350/450  
CONFERENCE SOFTKEY

- Place a call to the second party
- Press the Conference key again to join all three parties together



5

VVX 350/450  
CONFERENCE SOFTKEY

For more training videos, visit  
[www.popp.com/support](http://www.popp.com/support)



6



7

**POPP**  
www.popp.com

## VVX 350/450 CONFERENCE CALL JOIN SOFTKEY

- When you have two callers on your phone, one caller is live and the other is on hold
- Press the Join softkey to merge the three parties into a single conference call

8



# VVX 350/450 CONFERENCE CALL JOIN SOFTKEY

For more training videos, visit  
[www.popp.com/support](http://www.popp.com/support)



9



# POLY VVX 350/450

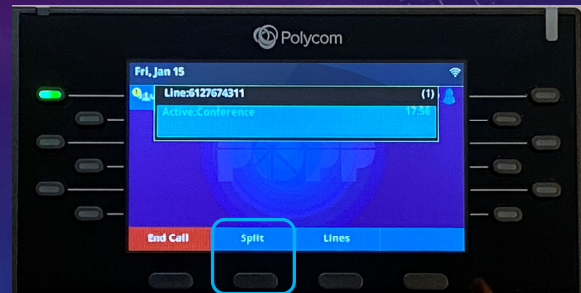
## LEAVE CONFERENCE CALL

THIS VIDEO FEATURES A VVX 450. BUTTON LOCATIONS MAY VARY SLIGHTLY ON DIFFERENT PHONE MODELS.

10

## VVX 350/450 LEAVE CONFERENCE CALL

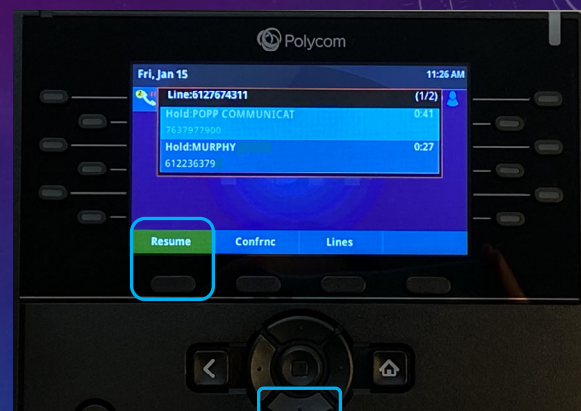
- The other two parties will remain connected when you leave the call
- Press the Split softkey to split a call into two separate calls again



11

## VVX 350/450 LEAVE CONFERENCE CALL

- Both parties will be placed in hold
- Use your navigation keypad and Resume softkey to return to one call at a time



12



## VVX 350/450 LEAVE CONFERENCE CALL

For more training videos, visit  
[www.popp.com/support](http://www.popp.com/support)

