

POPP
www.popp.com

POLY VVX 311/411

ONE-TOUCH TRANSFER - INTRODUCTION

THIS VIDEO FEATURES A VVX 411. BUTTON LOCATIONS MAY VARY SLIGHTLY ON DIFFERENT PHONE MODELS.


1

POPP
www.popp.com

VVX 311/411

ONE-TOUCH TRANSFER - INTRODUCTION

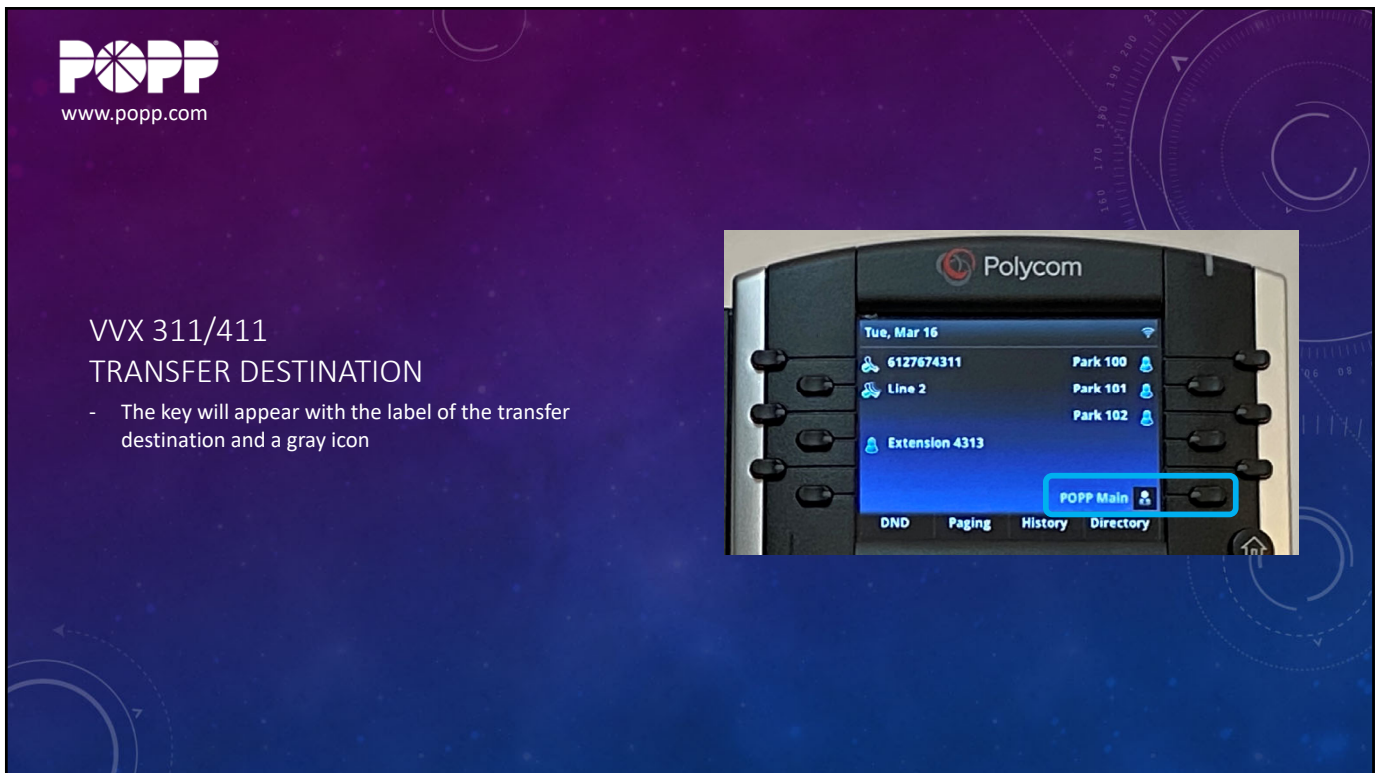
- One-Touch Transfer keys can be used to:
 - Transfer a call to an internal voice mail box
 - Transfer a call to an external number




2



3



4



The image shows a Polycom VVX 311/411 IP phone. The screen displays a call transfer menu with the following options:

- Tue, Mar 16
- 6127674311 Park 100
- Line 2 Park 101
- Extension 4313 Park 102
- POPP Main
- DND
- Paging
- History
- Directory

 The phone has a standard 12-button numeric keypad and several function buttons. A large speaker is visible on the left side of the phone.

POPP
www.popp.com

VVX 311/411
TRANSFER DESTINATION

For more training videos, visit
www.popp.com/support

5



The background features a dark purple to blue gradient with faint, light-colored circular patterns and numbers ranging from 40 to 260, suggesting a dial or speed-dial interface.

POPP
www.popp.com

POLY VVX 311/411
TRANSFER CALL WITH ONE-TOUCH TRANSFER

THIS VIDEO FEATURES A VVX 411. BUTTON LOCATIONS MAY VARY SLIGHTLY ON DIFFERENT PHONE MODELS.

6



VVX 311/411 TRANSFER CALL WITH ONE-TOUCH TRANSFER

- To transfer an active call using a One-Touch Transfer key:
 - Press the desired key
 - Wait for the transfer to complete
 - Hang up



7



VVX 311/411 TRANSFER CALL WITH ONE-TOUCH TRANSFER

For more training videos, visit
www.popp.com/support



8