



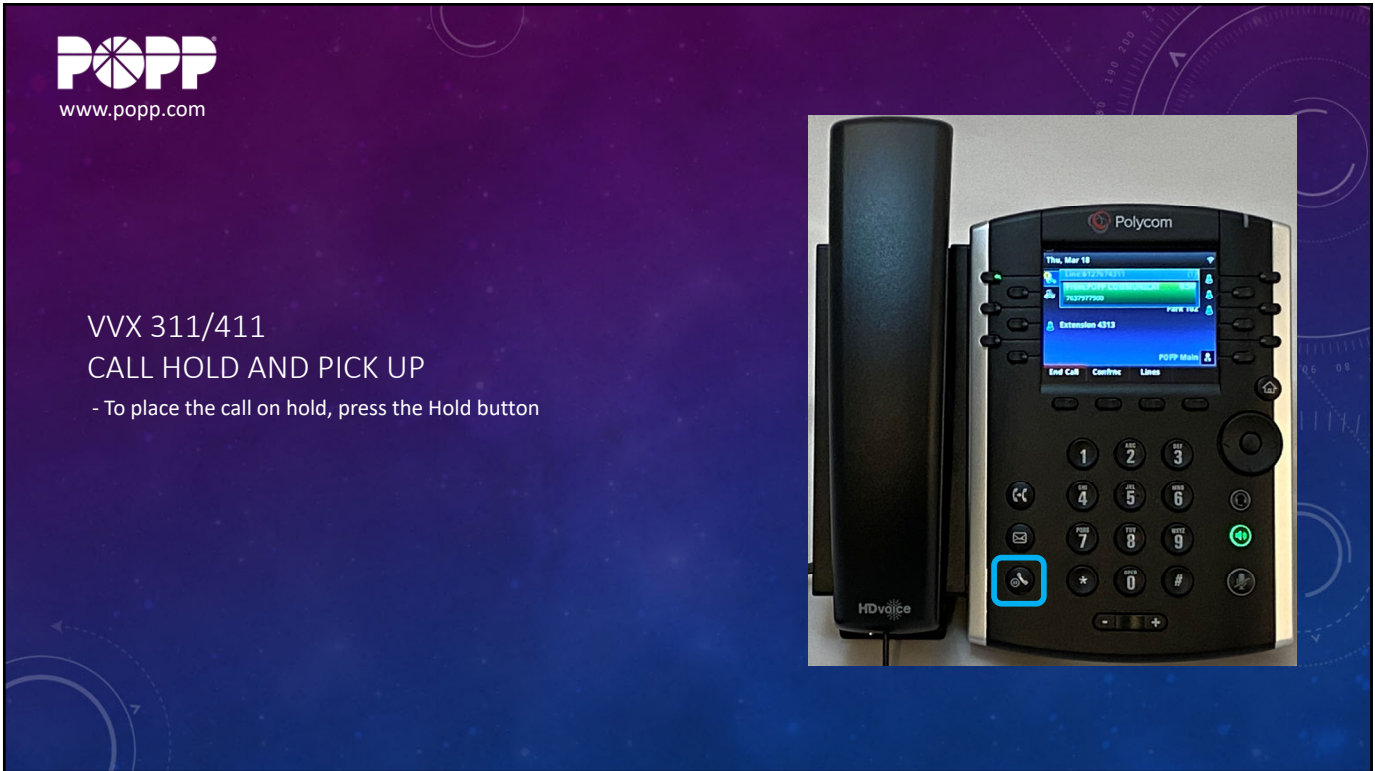
1



2



3



4



VVX 311/411  
CALL HOLD AND PICK UP

- The held call is indicated by a flashing red line key
- The call will remain on hold indefinitely
- The phone will play a reminder tone after 1.5 minutes



5




VVX 311/411  
CALL HOLD AND PICK UP

- To pick up the held call, press the:
  - Hold button
  - Resume softkey
  - Flashing red line key
- The caller may only be picked up from your phone



6






www.popp.com

VVX 311/411  
CALL HOLD AND PICK UP

For more training videos, visit  
[www.popp.com/support](http://www.popp.com/support)



7



www.popp.com

POLY VVX 311/411

CALL PARK AND PICK UP PARKED CALL

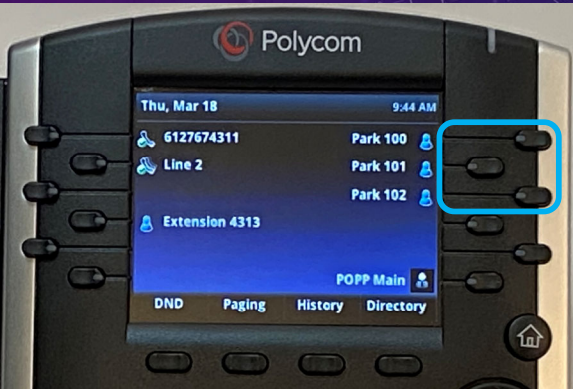
THIS VIDEO FEATURES A VVX 411. BUTTON LOCATIONS MAY VARY SLIGHTLY ON DIFFERENT PHONE MODELS.

8



VVX 311/411  
CALL PARK AND PICK UP PARKED CALL

- Press one of the available Call Park buttons



9



VVX 311/411  
CALL PARK AND PICK UP PARKED CALL

- The button will flash green and will alert on all phones in your system
- Tell the recipient that they have a call on park



10





www.popp.com


### VVX 311/411

#### CALL PARK AND PICK UP PARKED CALL

- To pick up a parked call, press the flashing Park button, then lift the handset



11




www.popp.com

### VVX 311/411

#### CALL PARK AND PICK UP PARKED CALL

For more training videos, visit [www.popp.com/support](http://www.popp.com/support)



12